



Log In click on Y-DNA>Advance Matching

Follow Us

Privacy | Contact Us

Welcome, Mark Stephen Elliott - Kit No: 101829 Logout

- Home
- My Account
- Projects
- Family Finder
- Y-DNA
- mtDNA
- Other Results
- Resources
- Order An Upgrade

Interactive Tour - Welcome to myFTDNA

Welcome to myFTDNA 2.0. This upgrade of the myFTDNA user interface features to which you are accustomed still exist. They are just in a new layout, better organization, and additional functionality. All the new features also added many features that our customers have frequently requested.

This interactive tour will guide you through the new pages. You may want to:

- To leave click the *Exit Tour* button in the upper right of this screen.
- To restart the tour, click the *Interactive Tour* button. [Show Me](#)
- Click *Next Topic* below to continue. [Show Me](#)

[Previous Topic](#)

- Learn More
- Matches
- Advanced Matching
- Ancestral Origins
- Haplogroup Origins
- Haplotree & SNPs
- Matches Maps
- Migration Maps
- Printable Certificates
- SNP Map
- Standard Y-STR Results

... layout, better organization, and additional functionality. All the new features also added many features that our customers have frequently requested.

... at any time.

[Next Topic: The Menu Bar](#)

[Exit Tour](#)

Welcome to myFTDNA **BETA**

- Interactive Tour
- Feedback
- Refer Friends & Family
- AAA

Then;



Follow Us

Privacy | Contact Us

Welcome, Mark Stephen Elliott - Kit No: 101829 Logout

- Home
- My Account
- Projects
- Family Finder
- Y-DNA
- mtDNA
- Other Results
- Resources
- Order An Upgrade

You have left the Interactive Tour

To continue the tour, click the *Continue* button below. To exit the tour, click the *Exit Tour* button below. You can come back at any time by clicking the *Interactive Tour* button.

- Exit Tour
- Continue



Advanced Matches

check Y-DNA12 click RUN REPORT

- Page Help
- Interactive Tour
- Feedback
- Refer Friends & Family
- AAA



Due to the recent upgrade of the Y-DNA/mtDNA matching system, your results may have changed. Please [click here](#) for Y-DNA or [click here](#) for mtDNA to understand how the upgrade may have affected you.

FILTER ADVANCED VIEW

Choose which tests to compare: *The more options you choose, the longer the report may take.*

- Select All
- Select All Y-DNA
- Select All mtDNA
- Y-DNA12
- Y-DNA25
- Y-DNA37
- Y-DNA87
- Y-DNA111
- HVR1
- HVR2
- FMS
- Family Finder

Show only people I match in all selected tests Last Name Starts With: (Optional)

- Yes
- No

Show Matches For: Results Per Page

[RUN REPORT](#)



Count;

<https://my.familytreedna.com/advanced-matches.aspx>

Y-DNA12	R1b1a2		0
Mr. Mourenza	Private	Private	0
Mr. Marvin Foste Cave III	R1b1a2		0
Y-DNA12			
Mr. Johannes Adrianus Smit	R1b1a2		0
Y-DNA12			
Mr. Charles Lewi Scarbrough	R1b1a2		0
Y-DNA67			
Mr. Elwin Clifford (Clif) Gresham	R1b1a2		0
Y-DNA12			
Mr. Joshua Jordan Bancroft	R1b1a2		0
Y-DNA12			
Dennis James Fivecoat	R1b1a2		0
Y-DNA12			
Guri	Private	Private	0
Roger Everett Bean	R1b1a2a1a1b	K2a	0
Y-DNA67 FMS FF			
Jacob Walter George	R1b1a2		0
Y-DNA12			
Mr. Martin Gordon Cave	R1b1a2		0
Y-DNA12			
Cave	Private	Private	0
Mr. James Cave	R1b1a2		0
Y-DNA12			
Ken George Peterson	R1b1a2		0
Y-DNA12			
Wayne Gomez	R1b1a2		0
Y-DNA12			

Count the number of the most; 3 Cave on this page

Page: 1 2 3 4 5 6 7 8 of 8

Download: CSV EXCEL

21 Cave, --Gresham, --Dennis,--Scarborough

Geographic location were found for Cave, Gresham, and Scarborough, but not Dennis.

For Y-DNA Interest of; Elwald/Ellot/Elliott/Elliott Using geographic surname correlation, for finding location of surname emergence. Using 12 out of 12 exact on the matches.

TMRCA Calculator

This program calculates the probabilities that any two male individuals shared a common paternal ancestor based on a comparison of the number of Y-DNA STR markers that they share in common versus the number of Y-DNA STR markers that were tested and compared between the two individuals.

The default mutation rate used for this calculator is 0.002. The formula used in this calculator is as described by Walsh et al 2001 (Walsh B. 2001. Estimating the time to the most recent common ancestor for the Y chromosome or mitochondrial DNA for a pair of individuals. Genetics, 158(2):897-912).

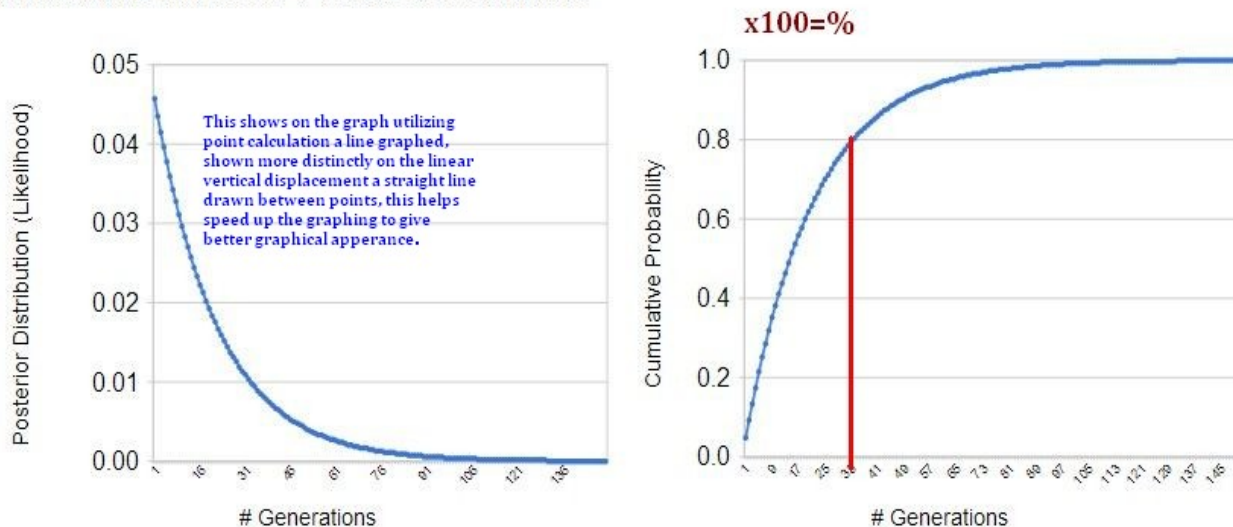
This program is a free public service powered by [Genebase](#).

12 Total number of markers compared 12 Number of markers that match 0.002 Mutation rate

Calculate »

The graphs utilize complex Y-DNA formulas doing x-y calculations, and displaying them in curve format by plotting point by point.

Match at 12 out of 12 Y-DNA STR Markers



There is a 49% chance that the two individuals shared a common paternal ancestor within the last 14 generations.

There is a 80% chance that the two individuals shared a common paternal ancestor within the last 34 generations.

There is a 95% chance that the two individuals shared a common paternal ancestor within the last 62 generations.

21 Cave, of East Riding, Yorkshire.

Name	YDNA Haplogroup	mtDNA Haplogroup	Y-DNA12	Y-DNA25	Y-DNA37
 Mr. Marvin Foster Cave III   Y-DNA12	R1b1a2		0	-	-
 Mr. Martin Gordon Cave   Y-DNA12	R1b1a2		0	-	-
 Cave	Private	Private	0	-	-
 Mr. James A Cave   Y-DNA12	R1b1a2		0	-	-
 Mr. James Stewart Cave   Y-DNA37	R1b1a2		0	x	x
 Cave	Private	Private	0	x	x
 Dr. Cave	Private	Private	0	x	x
 Cave	Private	Private	0	x	x
 Mr. Brian N. Cave   Y-DNA37	R1b1a2		0	x	x
 Charles J. Cave   Y-DNA37	R1b1a2		0	x	x
 Cave	Private	Private	0	x	x
 Cave	Private	Private	0	x	x
 Mr. Thomas Randall Cave   Y-DNA37	R1b1a2		0	x	x
 Mr. Brian Victor Cave   Y-DNA37	R1b1a2		0	x	x
 Cave	Private	Private	0	x	x
 Cave	Private	Private	0	x	x
 Rev. Daniel Warren Cave   Y-DNA37	R1b1a2		0	x	x
 Mr. Steve Cave   Y-DNA12	R1b1a2		0	-	-
 Mr. Cave	Private	Private	0	x	x
 Mr. Gregory Athol John Cave   Y-DNA37	R1b1a2		0	x	x
 Cave	Private	Private	0	x	x

4 Scarborough of Scarborough of N Yorks

Name	YDNA Haplogroup	mtDNA Haplogroup	Y-DNA12	Y-DNA25	Y-DNA37	Y-DNA67
Walter William Scarborough Y-DNA12	R1b1a2		0	-	-	-
Harvey Morgan Scarborough Y-DNA37	R1b1a2		0	x	x	-
Larry D. Scarborough Y-DNA37	R1b1a2		0	x	x	-
Rev. Scarborough	Private	Private	0	x	x	-

9 Grisham/Gresham/Grissom of Northfork

ADVANCED VIEW

Name	YDNA Haplogroup	mtDNA Haplogroup	Y-DNA12	Y-DNA25	Y-DNA37	Y-DNA67	Y-DNA111
Mr. Andrew Fletcher Grisham Y-DNA87	R1b1a2		0	x	x	x	-
Mr. J. P. Grisham Y-DNA87	R1b1a2a1a1b4		0	x	x	x	-
Mr. Paul Osmer Grisham Y-DNA12	R1b1a2		0	-	-	-	-

Download: [CSV](#) [EXCEL](#)

Name	YDNA Haplogroup	mtDNA Haplogroup	Y-DNA12	Y-DNA25	Y-DNA37
Mr. Elwin Clifford (Cliff) Gresham Y-DNA12	R1b1a2		0	-	-
Mr. Gresham	Private	Private	0	x	x
Mr. Gresham	Private	Private	0	x	x
Mr. Kevin Taylor Gresham Y-DNA37	R1b1a2		0	x	x

Name	YDNA Haplogroup	mtDNA Haplogroup	Y-DNA12	Y-DNA25	Y-DNA37
Mr. Robert Eugene Grissom Y-DNA12	R1b1a2		0	-	-
Mr. Grissom	Private	Private	0	x	x



13. Why do I match men with **different surnames**?

different surnames

1 of 3

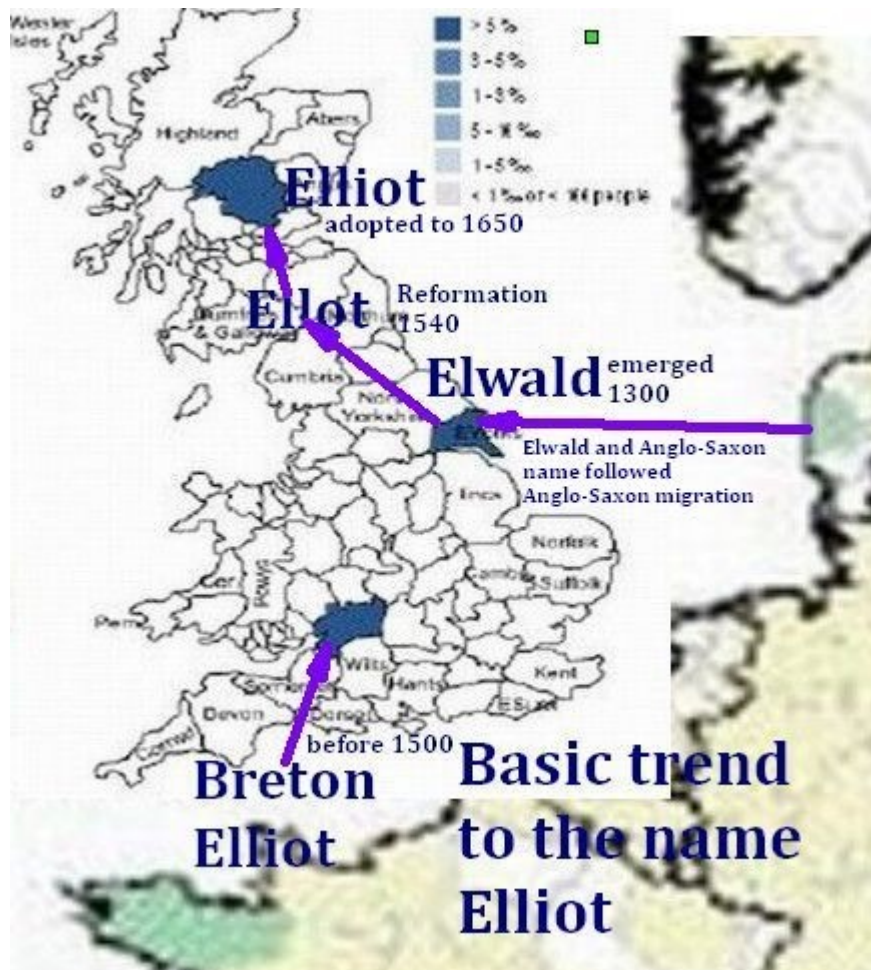
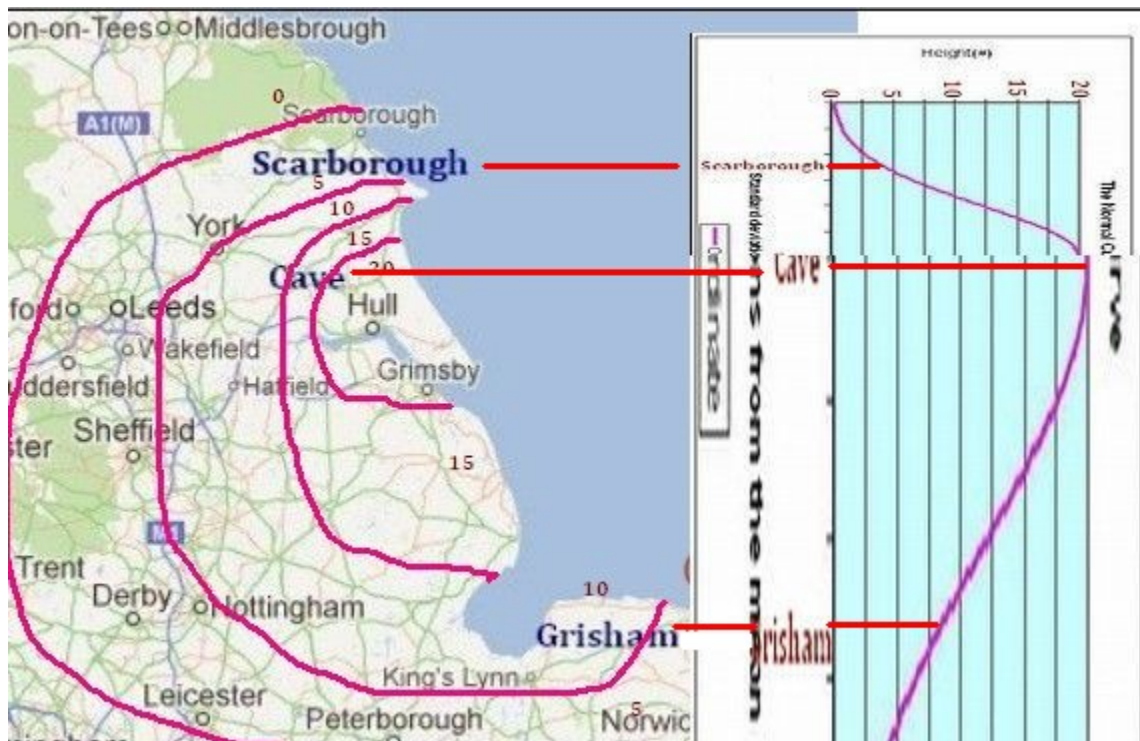


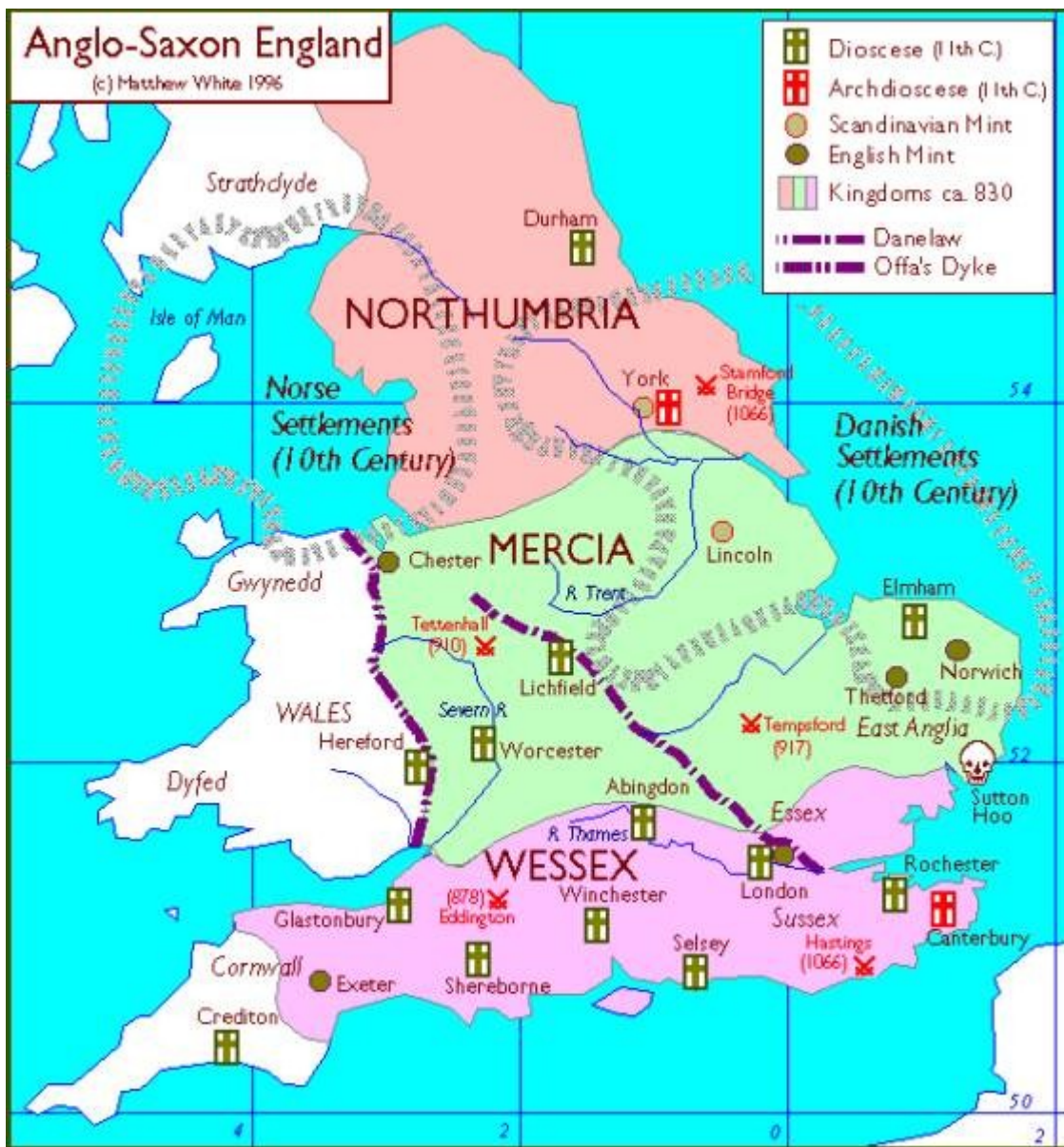
There are two reasons you may have a Y-chromosome DNA (Y-DNA) match with someone with a different surname. It may be that your connection is from a time before surnames were in common use. This is especially likely for groups where surnames were often not adopted until the most recent 100 to 200 years, for example, Scandinavians and Jewish populations. Another reason for surnames not to match is that there has been a surname change in genealogical times. That could be in either your match's or your own line.

The main place that you will see matches with many **different surnames** is the *Y-DNA12 MARKER MATCHES* section. The time to a common ancestor for these matches may extend beyond genealogical records and the adoption of surnames.

If you continue to match others outside your surname at the Y-DNA37, Y-DNA67, and Y-DNA111 marker level, then there is likely to have been a surname change within the genealogical timeframe. Common causes for this include deliberate name changes and adoptions. For those matches at a higher number of markers (Y-DNA37, Y-DNA67, and Y-DNA111), contacting your matches is the best way to learn more.







Distribution, and name Elwald correlates well with early Danish settlements.

Above is a distribution map showing location contours (not contour; color compared to colour the “o” is still there) in isopac form, utilizing a bell shaped curved skewed on the lower part. Scientifically the probability of the surname location, is of a much higher percent than 80%. If this is considered a theory, then all others are definitely theories.

It should be noted that pre-surname link is taken at 25 years a generation of 850 years, given the 34 generations for the 80%, but all the match ups, from 80% . With the information of 20 at Cave, 4 at Scarborough, and 9 at Grisham, the likelihood of being of this region 850 or more years ago appears near 100% nearing the time the Anglo-Saxons came to the region.